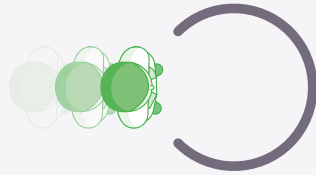


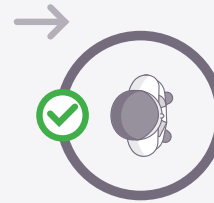
SECUREDOR FUNCTIONALITY

SCENARIO 1 – A SUCCESSFUL ENTRY



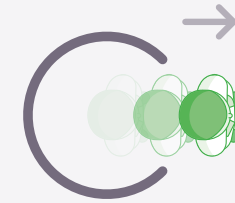
STEP 1

Person 1 arrives, scans their valid card, and door 1 opens.



STEP 2

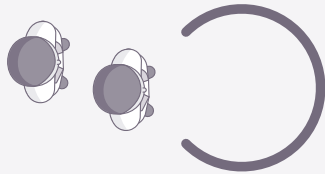
Person 1 enters the portal. The portal confirms one person is in the booth.



STEP 3

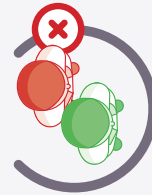
Door 2 opens, and person 1 exits the portal.

SCENARIO 2 – A TAILGATE ATTEMPT



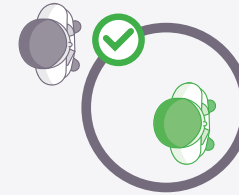
STEP 1

Person 1 person arrives and scans their valid card. Door 1 opens. Person 2 follows Person 1.



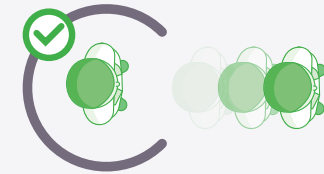
STEP 2

Person 1 and 2 enter portal together. Portal confirms more than one person is in the booth and the transaction is rejected.



STEP 3

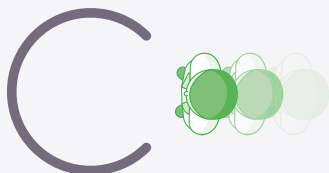
Person 2 steps out. The portal confirms there is only one person and allows entry.



STEP 4

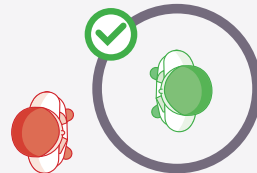
Person 2 scans their card and enters the portal by themselves. The portal confirms there is only one person and checks the transaction as successful.

SCENARIO 3 – AN UNAUTHORISED ENTRY ATTEMPT



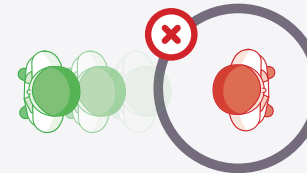
STEP 1

Person 1 goes to leave the facility and scans their valid card.



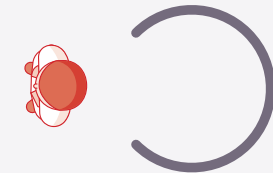
STEP 2

Person 1 enters the portal. The portal confirms one person is in the booth. Person 2 is loitering at door 1 to try to gain unauthorised access.



STEP 3

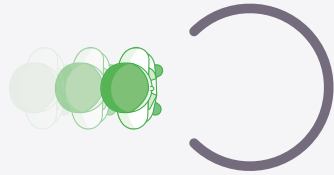
As person 1 leaves the portal, person 2 attempts to enter the facility without a card.



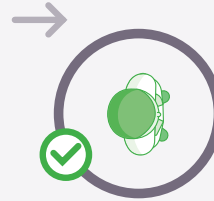
STEP 4

Portal rejects them as they haven't scanned a valid card.

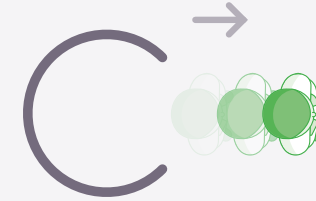
SCENARIO 4 – VIP MODE



STEP 1
Door 1 opens and the VIP enters the portal.

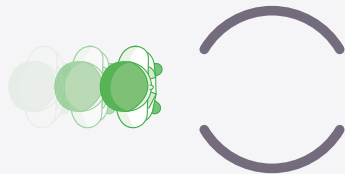


STEP 2
The weight checking software is disabled in VIP mode and the portal checks the transaction as successful.



STEP 3
Door 2 opens and the VIP proceeds into the building.

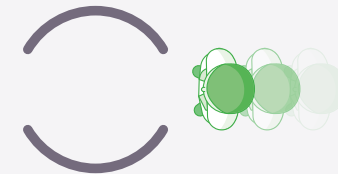
SCENARIO 5 – UNRESTRICTED ACCESS MODE



STEP 1
Person 1 arrives during manned hours.




STEP 2
Person 1 is able to move through both portal doors without scanning a card.

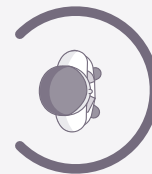


STEP 3
Person 1 is also able to exit through the portal without scanning a card.

SCENARIO 6 – DOOR MAN MODE



STEP 1
Person 1 arrives during manned hours. One door is open, but one door is closed.



STEP 2
Person 1 needs to use the card swipe, push a button or wait for the auto sensor depending on your configuration.



STEP 3
Person 1 is granted access and moves through the portal.

**Not all modes are available for all SecureDoor Portals. Please check with Centaman Entrance Control for your particular configuration.*