


Centurion SwingGate

Concept

The Centurion SwingGate is a safe and user friendly pass gate allowing the passageway of disabled users, people requiring assistance, prams, deliveries and visitors. The Centurion SwingGate combines a highly reliable motorised mechanism with a choice of barrier designs. This motorised gate can either be used as a single or double unit to provide opening of up to 1.8 metres.



Centurion SwingGate

The SwingGate is designed for both outdoor use and use in 'wet' areas.

The SwingGate can be installed alongside the Centurion range of tripod turnstiles or gates to provide DDA Compliance in any complete perimeter security solution.

User Friendly

The Centurion SwingGate has a very smooth and quiet motorised drive mechanism with a 180° swing allowing for bidirectional use, additionally it has the intelligence to detect if it's being obstructed and will stop moving. The SwingGate can be configured to either close automatically after a programmed amount of time or upon instruction from its operator.

Aesthetic

The barriers can come as either a stainless steel frame or a clear glass panel. The glass panel barriers can come in 1000 or 1200 mm high version. (Please note on the 1200 barrier height the width of the wing is reduced to 400mm, therefore a double units is required for wheelchair access.)

Secure

The SwingGate can be controlled by either a simple push button override, IR sensors or it can be integrated with virtually any access or ticketing system.

Remote Control

The SwingGate can be supplied with a desk mounted console or PC software to provide the reception team with easy control of the turnstiles functionality to facilitate visitor entry, simplify alarm monitoring and change operational modes.

In addition the turnstiles can be configured to allow remote diagnostics allowing engineers to dial in and undertake remote maintenance, servicing, configuration and trouble shooting saving on expensive site visits.

The CENTAMAN advantage...

- *Technically superior products*
- *Sydney based 24/7 support helpline*
- *Local offices for a faster response*
- *Flexible support packages*
- *Supply only to turnkey project delivery options*
- *14 Years experience in successfully delivering entrance control solutions*

Key Benefits

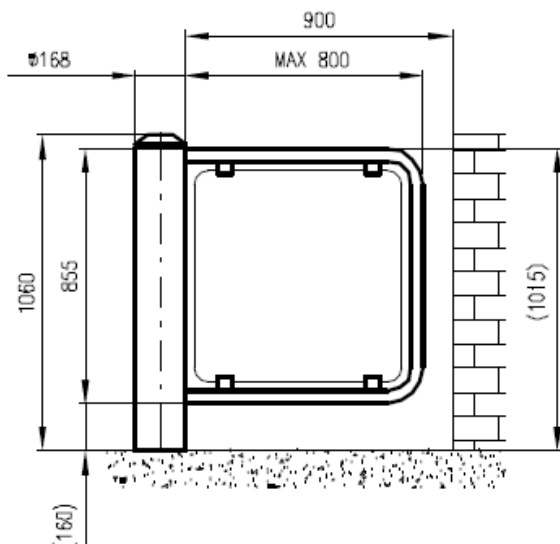
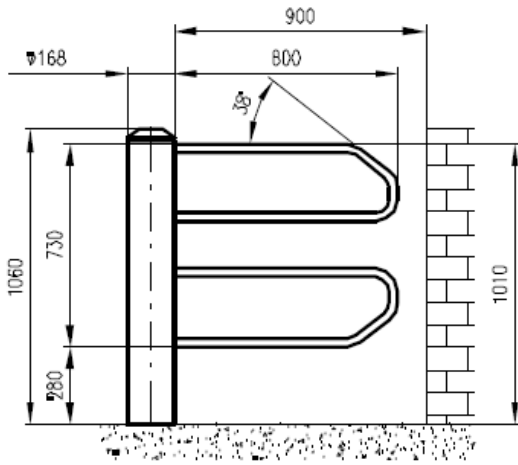
- **European Styling**
- **Motorised for Ease of Use**
- **24 Month Warranty**
- **MTBF of 3,000,000 operations**
- **Sealed Drive Unit for 'Maintenance Free' operation**
- **Highly Cost Effective**
- **Advanced Technology**
- **Choice of Barrier Types**
glass framed / steel P
- **Choice of Barrier Heights**
(up to 1200mm)
- **Indoor and Outdoor Variants**
- **Integrates with most Ticketing, Membership and Access Control Systems**
- **Applications**
Corporate Offices, Government, Sports Stadia, Leisure Clubs, Manufacturing plants.





CENTAMAN Entrance Control

Setting new standards in entrance control



Specification

Dimensions

168mm(L) x 168mm(W) x 1000mm(H)

Barrier Height

1000mm - 1800mm (customisable option)

Barrier width

800mm (400mm with 1800 tall barrier)

Electrical

Power Supply Input : 230 volts

Control Electronics : 12 V DC

Frequency : 60 / 60 Hz

Power Consumption : Standby 50W

: Operational 300W

Control Logic : Microprocessor Control

Operating Temp : 0°C to 50°C

Humidity : 80%

Motor : 12V DC 150 BLDC

Operation Mode : Normally Closed

Control : Card In / Card Out

Card In / No Exit

Card In / Free Exit

Locked

Barrier Opening Time

(Standard lane) : 75% Open 1.3 Seconds

100% Open 2.8 Seconds

Materials

Barrier : 8mm Toughened Safety Glass

: Stainless steel push bar

: Stainless steel frame

: Stainless steel U Frame

Top Cover

: Stainless Steel

(brushed or Polished)

For Remote Turnstile Maintenance access to the sites network is required and the service is subject to a support agreement

NB: Specifications subject to change without prior notice

About CENTAMAN

CENTAMAN Systems Pty is the exclusive distributor for some of the world's most prestigious entrance control brands that are used to protect leading corporations, governments, leisure and education facilities as well as retailers around the globe. The products highlighted here are just some of the options available that make up the CENTAMAN portfolio of entrance control solutions.

With over 14 years experience successfully delivering entrance control solution and over 40 staff and operates 5 offices throughout Australia and New Zealand CENTAMAN is the ideal choice of partner for all your entrance control requirements. CENTAMAN offers supply only to full turnkey installation projects and has a variety of flexible support and maintenance options to ensure the ongoing reliable operation of your entrance control solution all backed by a Sydney based 24/7 support telephone support helpline.

Sydney Office

127 Alexander Street
Crows Nest
NSW 2065

Tel (02) 9906 7522

Melbourne Office

Unit 6
752 Blackburn Road,
Clayton
Vic 3168

Tel (03) 9530 6830

Brisbane Office

Level 13,
269 Wickham Street,
Fortitude Valley
QLD 4006

Tel (07) 3852 2535

Perth Office

Suite 8a,
7 Kintail Road,
Applecross
WA 6153

Tel (08) 9345 3599

New Zealand Office

Suite 4,
101 Station Rd,
Penrose
Auckland 1061

Tel (09) 579 4600

United States Office

31st Floor,
875 N Michigan Ave,
Chicago,
IL, 60611

Tel 1-800-804-9373