




Centurion RotoGate

Concept

The RotoGate offers a cost effective and versatile solution to controlling entrance/exit to any location. The versatile design of the RotoGate presents a secure and stylish solution that compliments many locations, particularly those which experience high levels of pedestrian traffic.

The CENTAMAN advantage...

- *Technically superior products*
- *Sydney based 24/7 support helpline*
- *Local offices for a faster response*
- *Flexible support packages*
- *Supply only to turnkey project delivery options*
- *14 Years experience in successfully delivering entrance control solutions*



The Centurion RotoGate

The RotoGate is a winning entrance solution for locations who want extra functionality and a great look. The RotoGate is packed with features that allow every entrance to be tailored to suit each individual store. For a great look and increased security the RotoGate is the right choice.

Security and Safety

The RotoGate is packed with many features that make access control more integrated and less obtrusive. It has the flexibility to be integrated with a variety of control systems from a simple manually operated push button to more sophisticated fully automatic photocell, ultrasonic, overhead, or radar sensor devices.

The resistance of the breakout torque on all our RotoGates can be adjusted very simply between 60-120 Nm and for safety the opening force of the arm is limited to 8Nm, corresponding to only 1 kg of opening force.

As a feature, the RotoGate can also be linked to the buildings other security systems, for example the gate can be instructed to open on activation of the fire alarm.

Finishing Options

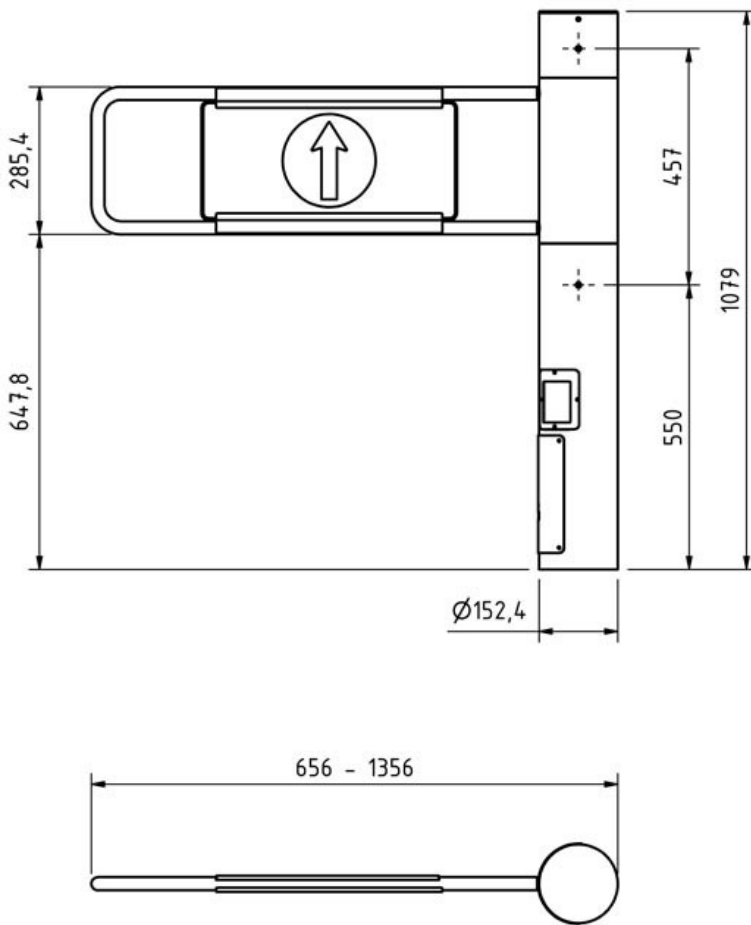
The RotoGate is available as standard in bright chrome. For more corporate installations the RotoGate is also offered in 304 grade stainless steel with a full depth stainless steel arm or in 316 grade stainless steel with a fully integrated safety glass arm.

Options

- Lead in or lead out customer guide rails
- Photocell, radar, overhead sensor or push button operation
- Remote control function
- Bright Chrome or stainless steel finish
- Opal top cover with fitted light

Key Benefits

- **Highly Cost Effective**
- **Reliable Motorised Gate**
- **180° Opening**
- **Chrome Finish**
- **Choice of sensors for auto opening**
- **Free opening on power fail**
- **Integrates with most Ticketing, Membership and Access Control Systems**
- **Applications**
Retail, Schools, Museums, Leisure Clubs, Cafeterias, Manufacturing Plants, Offices, Attractions and Transport Facilities



Specification

Opening controls
 Push button; single or double photocell (requires lead in rails to the gate); autosensor (radar); overhead sensor; remote control

Opening time
 10 rpm, fully open gate in 1.5 sec

Break-out facility
 Adjustable break-out, 60-180 nm with audible alarm and adjustable volume

Safety
 Childsafe, Zero finger traps, emergency break-out

Finish, post
 Chrome, powder coated, stainless steel Top casing
 Chrome, powder coated, plastic casing

Customer guide rails
 Chrome or powder coated of customer's choice

Gate design
 Chrome gate Left or right hand function 90 or 180 degree operation Standard gate arm (500mm - 1200mm) Full Depth arm available in bright chrome or stainless steel.

Signage
 Various designs

Power supply
 230V/50Hz (110V option)

NB: Specifications subject to change without prior notice

About CENTAMAN

CENTAMAN Systems Pty is the exclusive distributor for some of the world's most prestigious entrance control brands that are used to protect leading corporations, governments, leisure and education facilities as well as retailers around the globe. The products highlighted here are just some of the options available that make up the CENTAMAN portfolio of entrance control solutions.

With over 14 years experience successfully delivering entrance control solution and over 40 staff and operates 5 offices throughout Australia and New Zealand CENTAMAN is the ideal choice of partner for all your entrance control requirements. CENTAMAN offers supply only to full turnkey installation projects and has a variety of flexible support and maintenance options to ensure the ongoing reliable operation of your entrance control solution all backed by a Sydney based 24/7 support telephone support helpline.

Sydney Office

127 Alexander Street
 Crows Nest
 NSW 2065

Tel (02) 9906 7522

Melbourne Office

Unit 6
 752 Blackburn Road,
 Clayton
 Vic 3168

Tel (03) 9530 6830

Brisbane Office

Level 13,
 269 Wickham Street,
 Fortitude Valley
 QLD 4006

Tel (07) 3852 2535

Perth Office

Suite 8a,
 7 Kintail Road,
 Applecross
 WA 6153

Tel (08) 9345 3599

New Zealand Office

Suite 4,
 101 Station Rd,
 Penrose
 Auckland 1061

Tel (09) 579 4600

United States Office

31st Floor,
 875 N Michigan Ave,
 Chicago,
 IL, 60611

Tel 1-800-804-9373